



Hot runner nozzle type 8SHT/8DHT with AHJ8

Open single nozzle with conventional heating element and heated adapter AHJ8

TECHNICAL DATA

8SHT/8DHT

Melt channel Ød	7.5 mm							
Nozzle type	SHT – open with tip DHT – open with straight outlet							
Operating voltage	230 V _{AC} *							
Nominal length of the nozzle (L) in mm	50	60	80	100	120	150	200	250
	■	■	■	■	■	■	□	□

AHJ8

Melt channel Ød	6.0 mm	
Operating voltage	230 V _{AC} *	
Adapter	straight (G)/radius (R)/ angle (W)	

Contact us for other nozzle lengths!

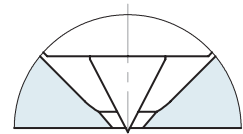
*Volts alternating current
 ■ available □ on request

NOTE

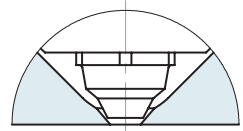
Power connector CMT and thermocouple connector CMLK are to be ordered separately.



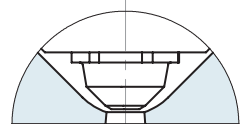
SHT – open nozzle with tip
version "Tip"
Antechamber version A



DHT – open nozzle with straight outlet
version C
Antechamber version A



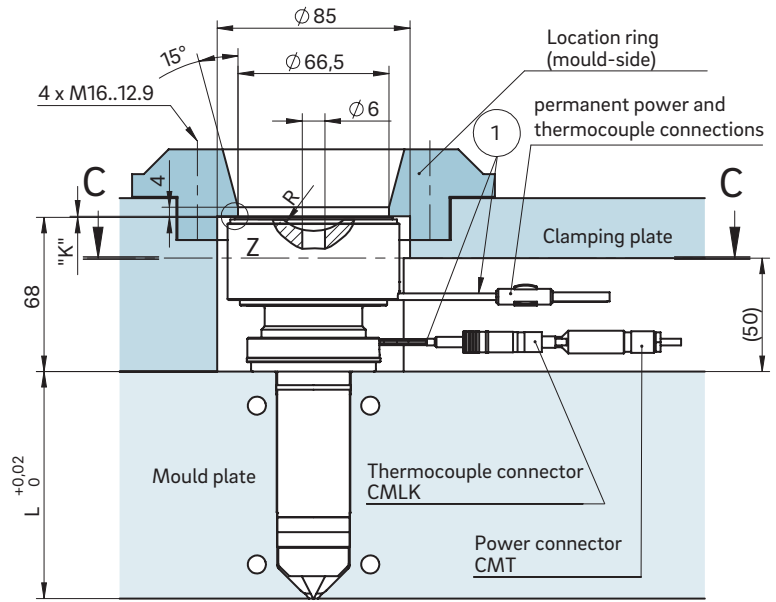
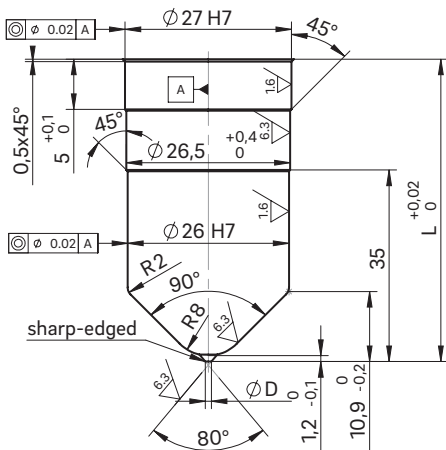
DHT – open nozzle with straight outlet
version A
Antechamber version C





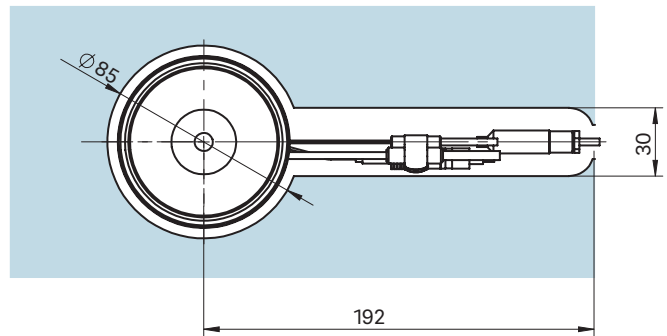
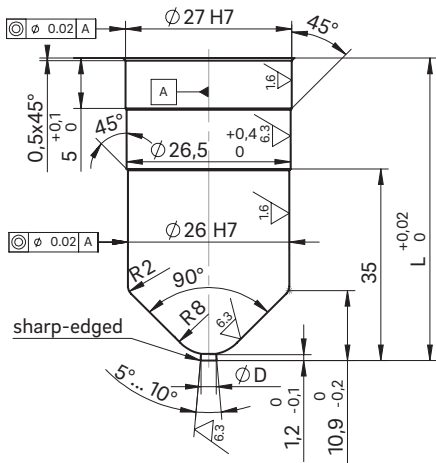
INSTALLATION

Open nozzle with tip
Nozzle type version C
Antechamber version A



Cross-section C-C: Cutout for nozzle head, power and thermocouple plug connections

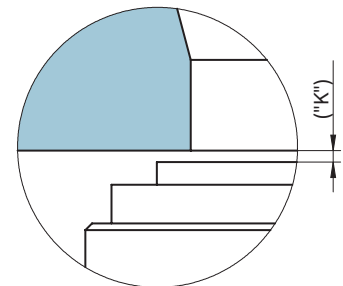
Open nozzle with straight outlet
Nozzle type version A
Antechamber version C



① Power and thermocouple plug connections in this area can be bent once; minimum radius: R8

Dimension "K" required for heat expansion is to be ensured by grinding the location ring! Determine the difference between the height of the nozzle (with mount) and the height of the structure when installed! ΔT specifies the temperature differential between the processing temperature and the mould temperature!

Detail "Z"



ΔT (°C)	100	150	200	250	300	350
K (mm)	0.04	0.08	0.12	0.16	0.20	0.25