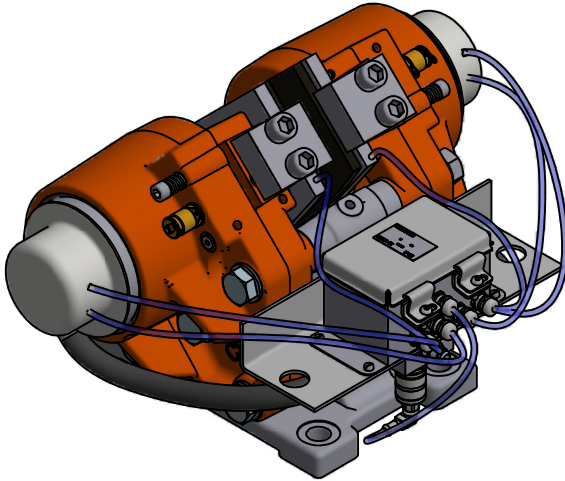


Inventor Drawing

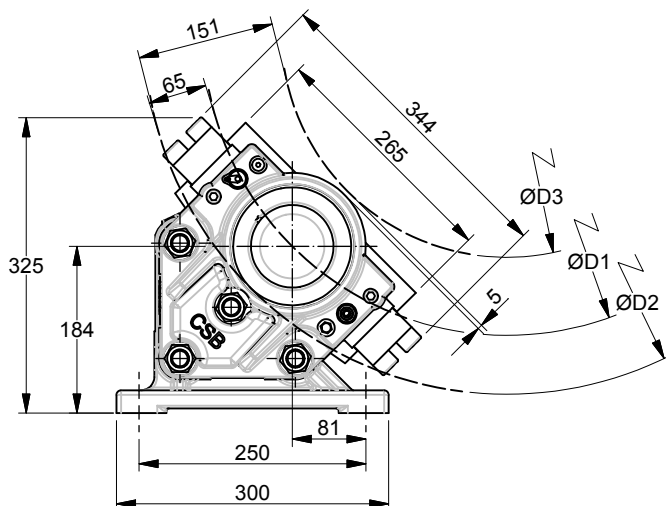
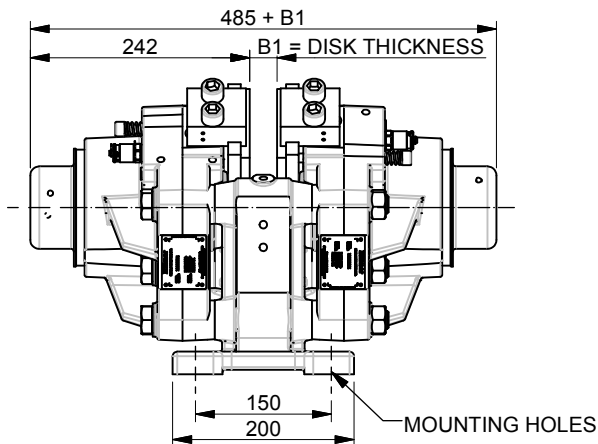


FEATURE	CODE
Industrial disc brake	DBCBS
Series	CSB
Brake size	312
Foot mount	FM
Nominal braking force F_B (N)	09600

Example for ordering **DBCBS-CSBFM-312-09600**

TECHNICAL DATA

Clamping force (N) (F_c)	24000	
Braking force static @ $\mu=0.5$ (N) (F_B)	12000	
Braking force dynamic @ $\mu=0.4$ (N) (F_B)	09600	
Loss of force pre 1mm of pad wear (%)	3,6	
Maximum wear of each brake pad (mm)	Sintered	9
	Organic	9
Disc thickness B1 (mm)	20 - 40	
Theoretical friction diameter	$\varnothing D1$	
Disc diameter	$\varnothing D2$	
Maximum coupling hub diameter	$\varnothing D3$	
Brake pad width (m)	0,13	
Nominal air gap	1 mm / side	
Braking torque (Nm) (M_B)	$M_B = F_B \times (D2 - 0.13) / 2$	
Operating pressure (bar)	17	
Maximum pressure (bar)	21	
Oil volume (CC) to release 1mm/half	8,25	
Pressure port connection (2 ports) T1	1/4" BSPP	
Temperature range (°C)	-20 to +70	
Standard paint PASTEL ORANGE	RAL #2003	
Mounting holes (brake)	4 x $\varnothing 21$	
Mounting bolts	4 x M20 CL 10.9	
Tightening torque	610	
Weight of brake (2 halves) (kg)	100	



Document Template #710-101-62058

All dimensions are in millimeters

** ALL TECHNICAL DATA IS SUBJECT TO CHANGE WITHOUT NOTICE **

Hillmar works have a fully registered ISO 9001-2008 quality assurance programme (QCB #01-1525)

NOMINAL SPECIFICATION

Actual torque may vary depending on adjustment of brake and coefficient of friction. Brake supplied standard with organic linings.

Bearing and structure loads must be checked due to unbalanced brake loads.

NOTES

All figures are nominal figures only

C:\TEMP\6ba16fbf-e4ec-4ab6-bc32-67de401a849b\80000525720\HILLMAR\HILLMAR PRODUCTION\08 INDUSTRIAL DBI0700-8\07008001 DBCBS-CSBFM-312-09600.dwg